



Halton Childcare Sufficiency Assessment

Draft

**Executive Summary
April 2011**

CONTENTS

	Page No
1.0 Context	3
2.0 Methodology	3
3.0 Supply	4
4.0 Demand	4
5.0 Qualitative Research	4
6.0 Structure of Halton Childcare Sufficiency Assessment	5
7.0 0-2 Year Olds – Market Characteristics	8
8.0 3 and 4 Year Old Free Entitlement – Market Characteristics	9
9.0 3 and 4 Year Old Wraparound Childcare – Market Characteristics	10
10.0 5-10 Year Old Out of School – Market Characteristics	11
11.0 5-10 Year Old Holiday Provision - Market Characteristics	12
12.0 Findings	13
13.0 Gap Analysis – Draft Action Plan	23
14.0 Glossary of Terms and Definitions	29

*All information contained in this report was accurate at the time of report being written.
Certain supply figures may have changed.*

Halton Childcare Sufficiency Assessment

Executive Summary

April 2011

1.0 Context

The Childcare Act 2006 places a duty on local authorities in England to secure, so far as is reasonably practicable, that the provision of childcare is sufficient to meet the needs of parents in their area, who require childcare in order to enable them to take-up or remain in work or undertake education and training leading to work.

Local authorities are required to assess the sufficiency of childcare provision in their area at least every three years. This assessment involves the measurement of the supply and demand of formal childcare in order to identify any gaps in provision.

2.0 Methodology

A steering group was established in March 2010 to ensure that the Childcare Sufficiency Assessment (CSA) reflected the current supply and demand situation specific to Halton.

The steering group agreed that the analysis units within the CSA would reflect the following childcare markets: 0-2 year olds; 3 and 4 year olds; 5-10 year olds; 11-14 year olds and 0-17 year old children with disabilities.

It was also agreed that information would be collated at the following geographical levels: ward; children's centre reach area and town to reflect the needs and childcare usage of the local community.

To support the CSA process qualitative and quantitative data was obtained from the following stakeholders: Families Information Service (FIS); Job Centre Plus; PCT; Management Information & Research Services; Parents & Carers, Childcare Providers, Children & Young People; Employers.

3.0 Supply

Information relating to the supply of childcare places was obtained from the FIS and childcare providers and collated at ward level, which allows the data to be “scaled-up” to the appropriate assessment unit.

4.0 Demand

Information relating to the demand for formal childcare was obtained from Halton Management Information & Research Services, PCT and Halton childcare providers

5.0 Qualitative Research

Postal questionnaires were sent out to the following groups to determine their views and potential demand for formal childcare: parents & carers; parents & carers of children with disabilities; childcare providers and local employers. A series of focussed interviews were carried out with children and young people.

The outcomes of all research have informed the Halton CSA and are included in the full document.

6.0 Structure of Halton Childcare Sufficiency Assessment

The Halton Childcare Sufficiency Assessment is structured in a way that allows the information contained in it to be viewed as a full document that details the provision of Childcare and Early Years services across Halton. Alternatively, the information can be accessed for sub-local authority areas such as ward, Children's Centre Reach Area and town.

The information in the document is also available at the level of individual childcare market segments e.g. 0-2 year old provision, 3 and 4 year old Early Years free entitlement and 5-10 year old Out of School provision.

6.1 Rationale

In May 2008 the Office of Public Management Limited (OPM) were commissioned by the Department for Children, Schools and Families (DCSF) to review a sample of childcare sufficiency assessments. One of the recommendations that came out of the resulting report was the importance of a definition of what demand means.

Following the publication of the report a series of national working groups investigated, among other things, the "scaling" up of data to best reflect demand for formal childcare in local areas.

In response to the recommendations in the OPM report Halton developed a Demand Estimation Model (*see diagram 1*) to determine the most accurate level of demand for all types of childcare at various geographical levels. In order to achieve this by "scaling" up the data the following factors were applied to the total child population by ward, age range and childcare type:

- Level of unemployment
- Level of Long-term illness
- Average usage of FTE place
- Average household income
- Average vacancy levels

- Percentage of lone parents
- Percentage of part-time working
- Own holiday cover (*holiday provision only*)

These factors will have varying impacts on the ultimate demand for formal childcare, for example, the higher the rate of unemployment and limiting long-term illness within a ward the lower the demand for formal childcare, whereas the higher the level of lone parent households and household income the greater the demand.

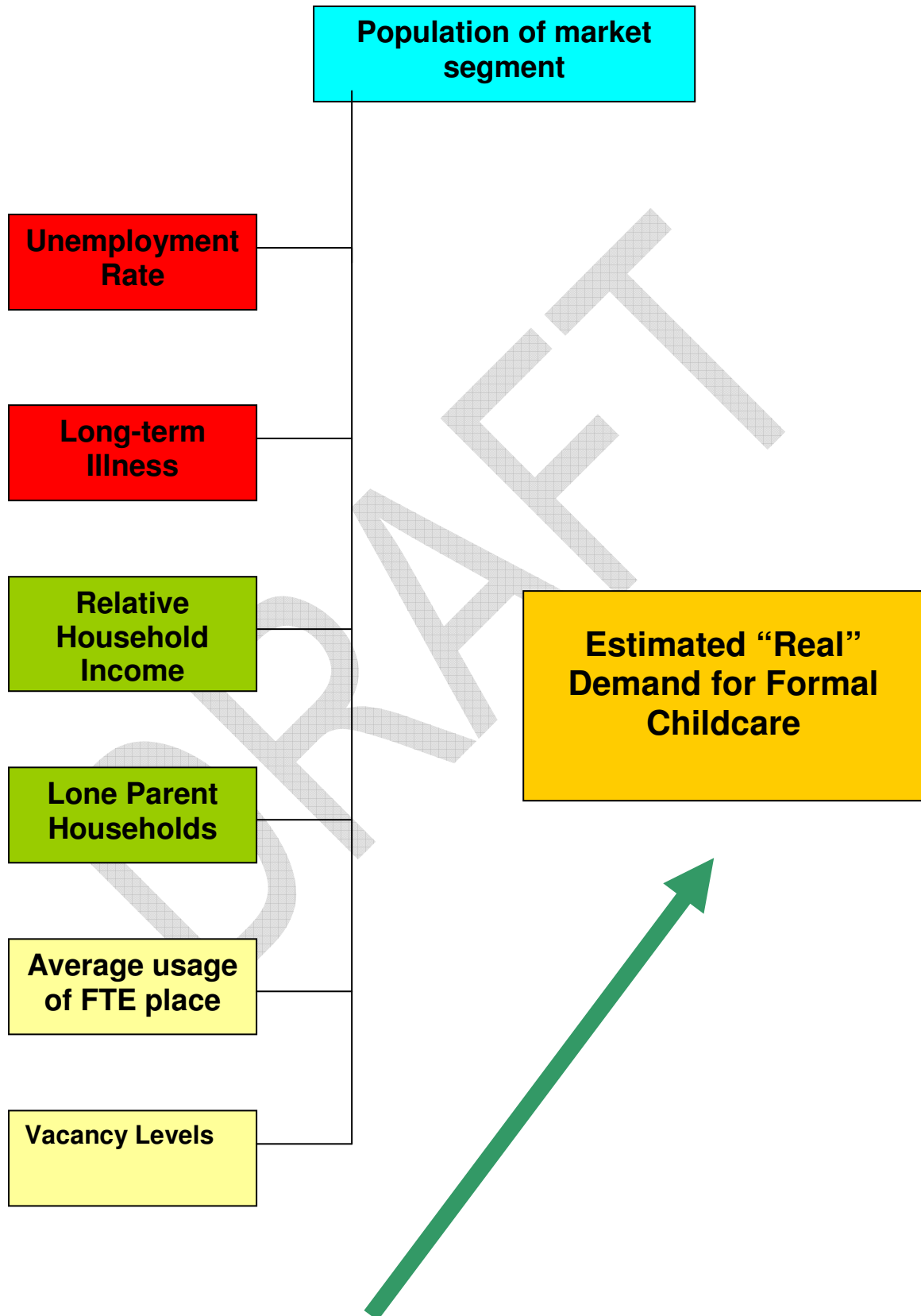
6.2 Summary

The outcomes from this model demonstrate that demand for formal childcare varies significantly from ward to ward. The more affluent wards with lower unemployment and higher household incomes display levels of demand far in excess of more disadvantaged wards.

DRAFT

Halton Demand Estimation Model for Formal Childcare

Diagram 1



7.0 0-2 Year Olds – Market Characteristics

7.1 Supply

In Halton and nationally, the supply of childcare in the 0-2 year old market is predominantly delivered in Day Nurseries and by childminders, although a number of pre-schools provide childcare to 2 year olds, when places are available to ensure transition to the 3 and 4 year old free entitlement.

7.2 Demand

The Childcare Act (CA) 2006 places a duty on local authorities to secure sufficient childcare in their area, however, except for the duty to deliver the free entitlement under section 7 of the CA 2006, the intention is that working parents will pay for childcare. This influence of price allows us to develop an economic model to determine the demand for formal childcare.

The take-up of formal childcare at a national level in the 0-2 year old market is 25%*, in Halton the average take-up of formal childcare is 18%, with the most disadvantaged ward in terms of the Index of Multiple Deprivation (IMD) demonstrating estimated demand of 7% while the least disadvantaged ward demonstrates estimated demand of 47%.

The close correlation between the Halton and National average and the range of estimated demand within the authority, closely linked to levels of deprivation and therefore purchasing power, acts to validate the demand model applied.

7.3 Market Analysis Unit

As parents accessing childcare for 0-2 year olds are predominantly working parents, evidence indicates that they access provision in nurseries across a town-wide area. This is practical because parents drop-off and collect children on their way to and from work. Therefore, in Halton the assessment of childcare sufficiency in the 0-2 year old market needs to take place town-wide i.e. across Runcorn and across Widnes.

**2005 Families and Children Study. Department for Work and Pensions and National Centre for Social Research*

8.0 3 and 4 year old Free Entitlement – Market Characteristics

8.1 Supply

The supply of childcare in the 3 and 4 year old free entitlement market is delivered in day nurseries, pre-schools, maintained nursery classes and nursery schools.

8.2 Demand

In Halton 95% of all eligible 3 and 4 year olds access some or all of their free entitlement. As children only become eligible for the free entitlement the term after their third birthday, for the purposes of demand the 3 year old population is reduced by one third. As a similar proportion of 4 year olds enter reception class before their fifth birthday, the 4 year old population is reduced by one third.

8.3 Market Analysis Unit

A significant number of parents accessing the free entitlement do not work (45% nationally)*, as such, the geographical analysis unit differs from that of the 0-2 year old market. In the free entitlement market, parents take-up provision within a more localised geographical area that is meaningful and accessible to them. To reflect this, in Halton the assessment of sufficiency takes place within the “reach area” of each of the eight Children’s Centres.

**2005 Families and Children Study: Department for Work and Pensions and National Centre for Social Research*

9.0 3 and 4 year old Wraparound Childcare – Market Characteristics

9.1 Supply

The supply of childcare in the 3 and 4 year old wraparound market is delivered in day nurseries, and by childminders. There are a number of pre-schools that deliver elements of wraparound in the form of lunch clubs, this supply is counted as part of the free entitlement.

9.2 Demand

This market operates in a similar way to the 0-2 year old market segment, with working parents required to pay for the provision they access over and above the free entitlement, as such, the demand factors influencing take-up operate in a similar way.

9.3 Market Analysis Unit

As parents accessing 3 and 4 year old wraparound care are predominantly working parents, evidence indicates that they access provision in nurseries across a town-wide area. This is practical because parents drop-off and collect children on their way to and from work. Therefore, in Halton the assessment of childcare sufficiency in the 3 and 4 year old wraparound market needs to take place town-wide i.e. across Runcorn and across Widnes.

10.0 5-10 year old Out of School – Market Characteristics

10.1 Supply

The supply of childcare in the 5-10 year old OSC market is delivered in a range of private, voluntary and maintained sector settings.

10.2 Demand

Parents are required to pay for 5-10 year old OSC childcare, as such, similar demand factors that apply in the 0-2 year old and the 3 and 4 year old wraparound market determine levels of take-up in both these market segments.

10.3 Market Analysis Unit

In the 5-10 year old OSC market parents require childcare relatively close to their home or their child's school, therefore, take-up of provision is generally within a more localised geographical area that is meaningful and accessible to them. To reflect this, in Halton the assessment of sufficiency takes place within the "reach area" of each of the eight Children's Centres.

11.0 5-10 year old Holiday Provision – Market Characteristics

11.1 Supply

The supply of childcare in the 5-10 year old Holiday market is delivered in a range of private and voluntary sector settings.

11.2 Demand

Parents are required to pay for 5-10 year old Holiday childcare, therefore, similar demand factors that apply in the 0-2 year old and the 3 and 4 year old wraparound market determine levels of take-up in both these market segments.

11.3 Market Analysis Unit

In the 5-10 year old Holiday markets, parents predominantly access the provision to enable them to continue to work throughout school holiday periods and therefore, generally drop-off and collect their children in line with their work patterns. As a result, in Halton the assessment of childcare sufficiency in the 5-10 year old Holiday market needs to take place town-wide i.e. across Runcorn and across Widnes.

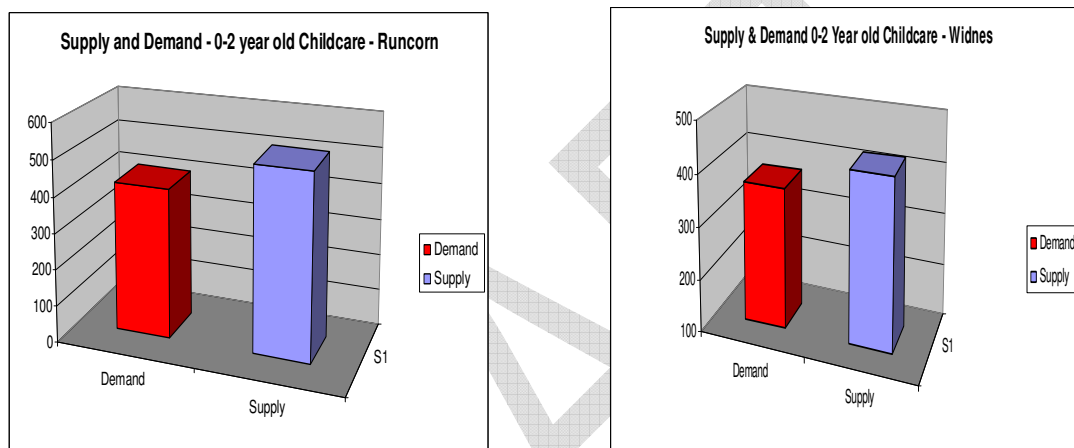
Details of Children’s Centre Reach Areas

Widnes		Runcorn	
Children’s Centre	“Reach Area” (contains the following wards)	Children’s Centre	“Reach Area” (contains the following wards)
Ditton	Broadheath; Ditton; Hale	Brookvale	Beechwood; Halton Lea; Norton South
Kingsway	Kingsway; Riverside	Halton Brook	Halton Brook; Halton Castle (Castlefields)
Upton	Birchfield; Hough Green	Halton Lodge	Grange; Heath; Mersey
Warrington Road	Appleton; Farnworth; Halton View	Windmill Hill	Daresbury, Norton North; Windmill Hill

12.0 Findings

12.1 Childcare for 0-2 Year olds

The assessment of sufficiency of 0-2 year old childcare takes place at the sub-local authority level of Runcorn and Widnes. The Childcare Sufficiency Assessment found that there is sufficient 0-2 year old childcare in both Widnes and Runcorn. The impact of the extension of the 2 year old free entitlement, from 2013 -14 will create additional demand for places. To ensure continued sufficiency the 0-2 year old population will need to be monitored annually.



On average 66% of the provision of 0-2 year old childcare received a “Good or better” outcome grade from Ofsted.

In Runcorn 94% of 0-2 Year old places are provided by the private or voluntary sectors.

In Widnes 87% of 0-2 Year old places are provided by the private or voluntary sectors.

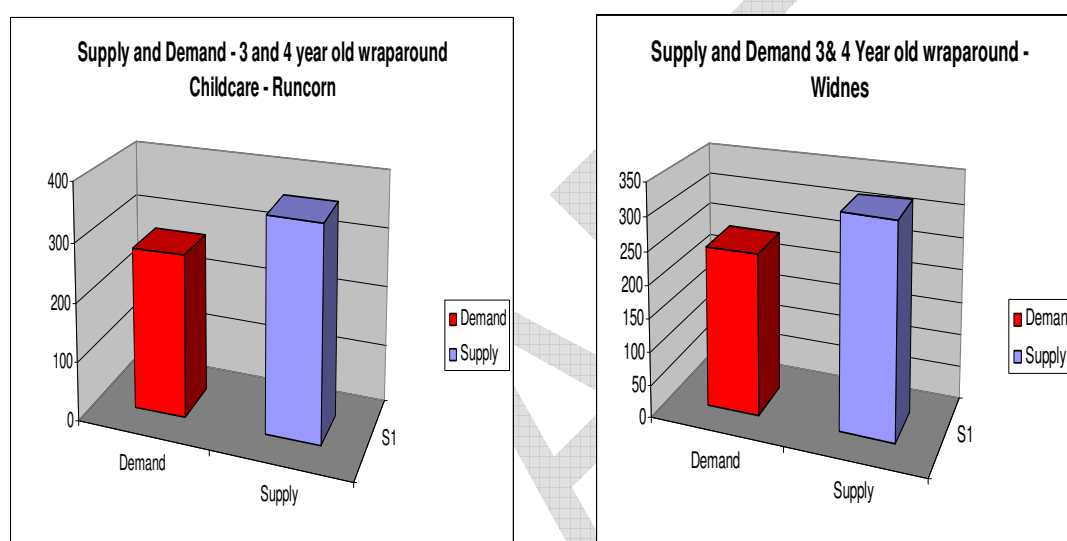
There are an estimated 72 children aged 0-2 years with a disability living in Runcorn and 65 children aged 0-2 years with a disability living in Widnes. All childcare providers have Inclusion Policies in place to ensure that the children’s needs are met. The Disabled Children’s Access to Childcare (DCATCH) programme aims to improve the take up of formal childcare by children with disabilities.

The average price of a 0-2 year old full day place in Runcorn is £155.96 per week.

The average price of a 0-2 year old full day place in Widnes is £153.33 per week.

12.2 3 and 4 Year old Wraparound Childcare

The assessment of sufficiency of 3 and 4 year old wraparound childcare takes place at the sub-local authority level of Runcorn and Widnes. The Childcare Sufficiency Assessment found that there is sufficient 3 and 4 year old wraparound childcare in both Widnes and Runcorn.



On average 66% of the provision of 3 and 4 year old wraparound childcare received a “Good or better” outcome grade from Ofsted.

In Runcorn 94% of 3 and 4 Year old wraparound childcare places are provided by the private or voluntary sectors.

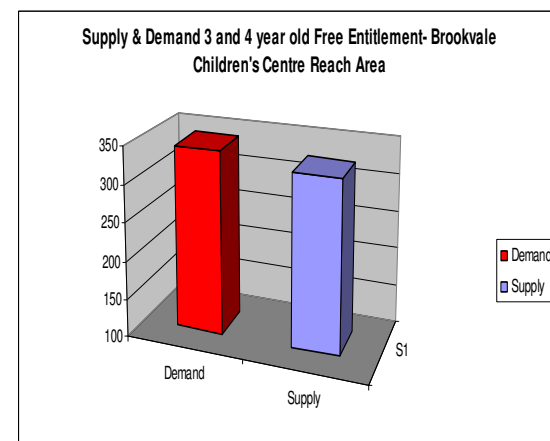
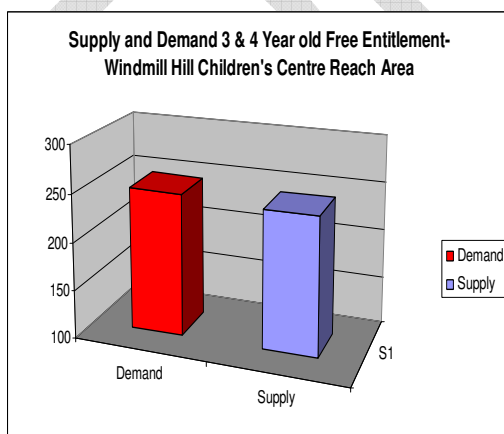
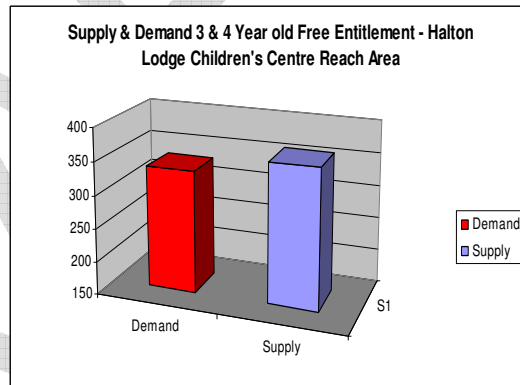
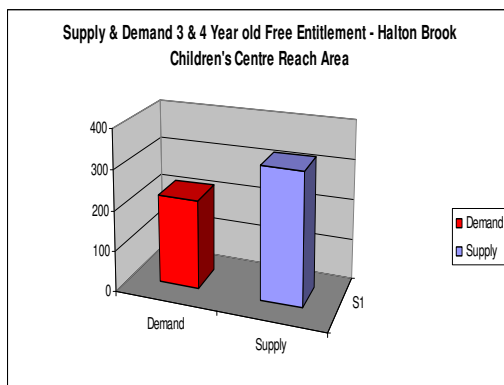
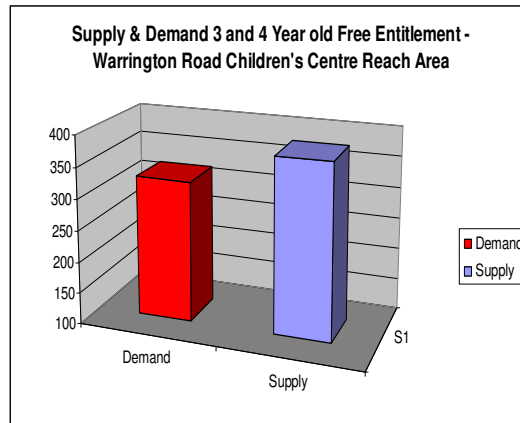
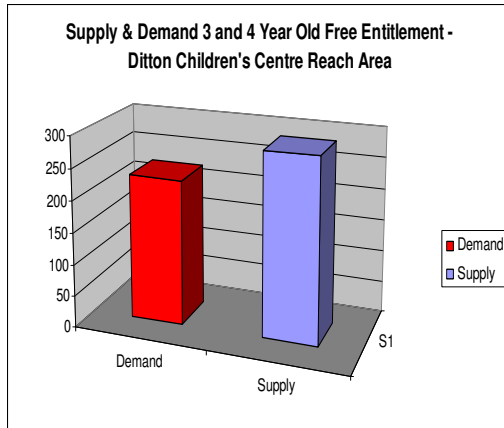
In Widnes 87% of 3 and 4 Year old wraparound childcare places are provided by the private or voluntary sectors.

12.3 3 and 4 Year old Free Entitlement

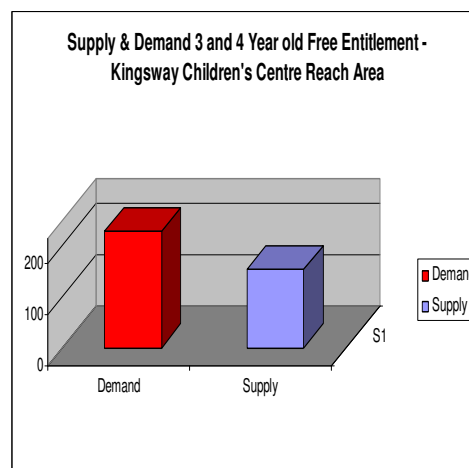
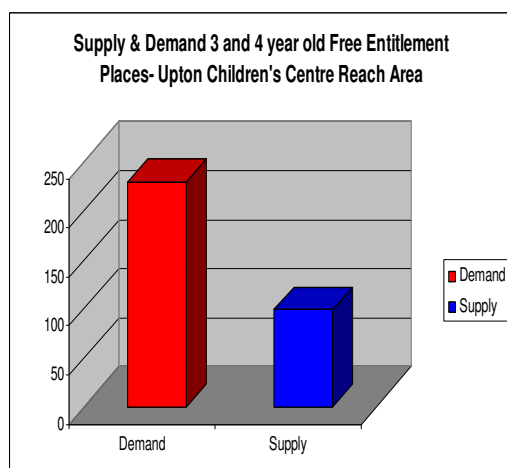
The assessment of sufficiency of the 3 and 4 year old Free Entitlement takes place at the sub-local authority level of Children’s Centre Reach Areas.

The Childcare Sufficiency Assessment found that there is sufficient provision of the Free Entitlement in six of the eight reach areas.

Ditton, Warrington Road, Halton Brook, Halton Lodge, Brookvale and Windmill Hill Children's Centre Reach Areas have sufficient provision.



Upton and Kingsway Children’s Centre Reach Areas have insufficient provision.



Ditton Children’s Centre Reach Area

On average 57% of the provision of 3 and 4 Year old Free Entitlement providers received a “Good or better” outcome grade from Ofsted. In this Children’s Centre Reach Area, 55% of 3 and 4 Year old Free Entitlement places are provided by the voluntary sector and 45% by the maintained sector.

Kingsway Children’s Centre Reach Area

On average 60% of 3 and 4 Year old Free Entitlement providers received a “Good or better” outcome grade from Ofsted. In this Children’s Centre Reach Area, 82% of 3 and 4 Year old Free Entitlement places are provided by the maintained sector and 18% by the private sector.

Upton Children’s Centre Reach Area

100% of 3 and 4 Year old Free Entitlement providers received a “Good or better” outcome grade from Ofsted. In this Children’s Centre Reach Area, 85% of 3 and 4 Year old Free Entitlement places are provided by the voluntary sector and 15% by the private sector.

Warrington Road Children's Centre Reach Area

89% of 3 and 4 Year old Free Entitlement providers received a "Good or better" outcome grade from Ofsted.

In this Children's Centre Reach Area, 52% of 3 and 4 Year old Free Entitlement places are provided by the private and voluntary sectors and 48% by the maintained sector.

Brookvale Children's Centre Reach Area

69% of 3 and 4 Year old Free Entitlement providers received a "Good or better" outcome grade from Ofsted.

In this Children's Centre Reach Area, 75% of 3 and 4 Year old Free Entitlement places are provided by the private and voluntary sectors.

Halton Brook Children's Centre Reach Area

89% of 3 and 4 Year old Free Entitlement providers received a "Good or better" outcome grade from Ofsted.

In this Children's Centre Reach Area, 59% of 3 and 4 Year old Free Entitlement places are provided by the Maintained sector and 36% by the voluntary sector.

Halton Lodge Children's Centre Reach Area

64% of 3 and 4 Year old Free Entitlement providers received a "Good or better" outcome grade from Ofsted.

In this Children's Centre Reach Area, 100% of 3 and 4 Year old Free Entitlement places are provided by the private and voluntary sector.

Windmill Hill Children's Centre Reach Area

78% of 3 and 4 Year old Free Entitlement providers received a "Good or better" outcome grade from Ofsted.

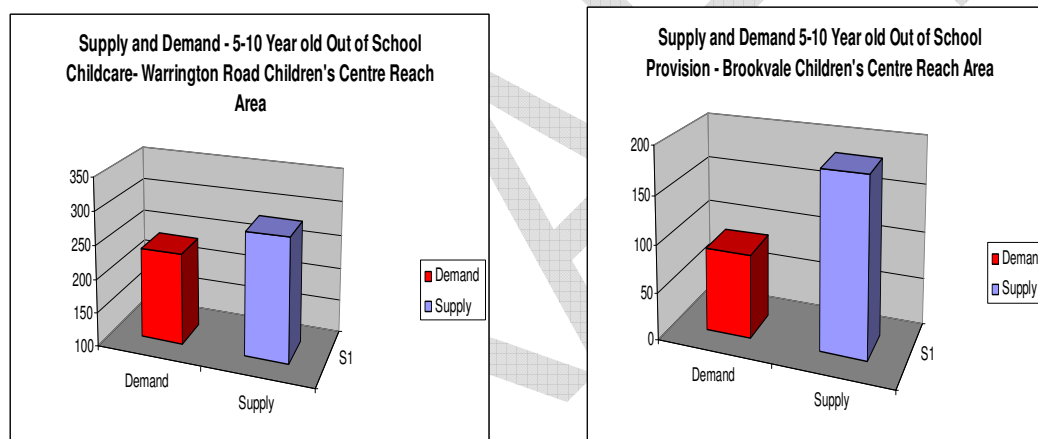
In this Children's Centre Reach Area, 100% of 3 and 4 Year old Free Entitlement places are provided by the private and voluntary sector.

12.4 5-10 Year old Out of School Childcare

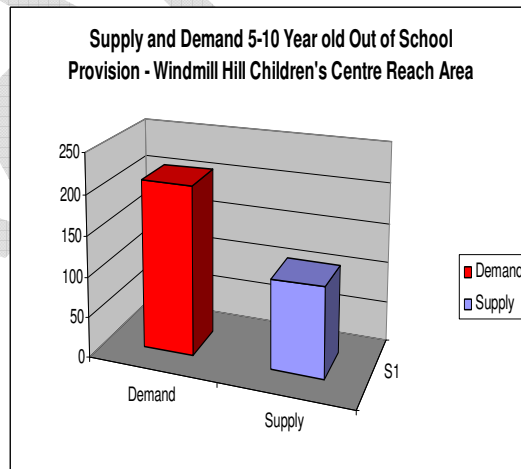
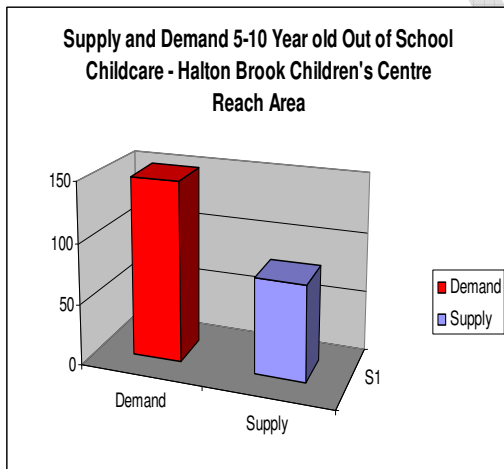
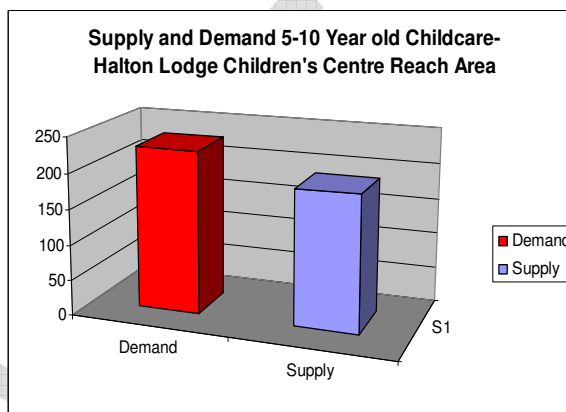
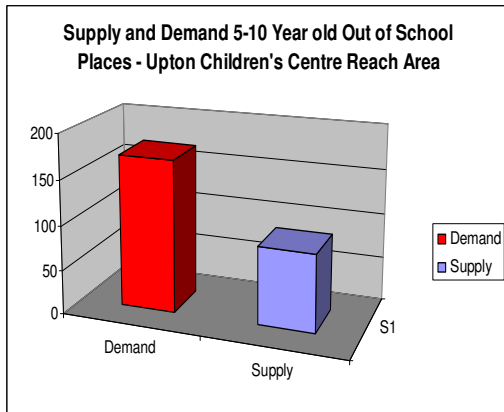
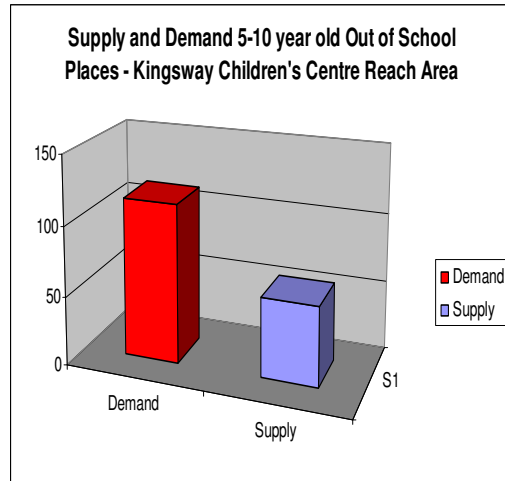
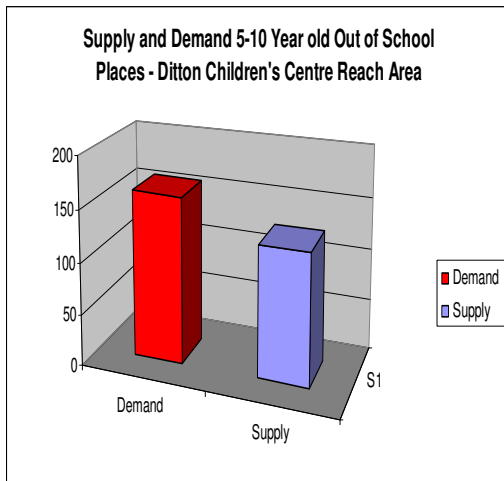
The assessment of sufficiency in the 5-10 Year old Out of School Childcare market takes place at the sub-local authority level of Children's Centre Reach Areas.

The Childcare Sufficiency Assessment found that there is sufficient provision in two of the eight reach areas.

Warrington Road and Brookvale Children's Centre Reach Areas have sufficient provision.



Ditton, Kingsway, Upton, Halton Lodge, Halton Brook and Windmill Hill Children's Centre Reach Areas have insufficient 5-10 Year old Out of School Childcare Provision.



Ditton Children's Centre Reach Area

54% of 5-10 year old Out of School Childcare providers were graded "Good or better" by Ofsted.

In this Children's Centre Reach Area, 62% of Out of School places are provided by the private and voluntary sector, 25% in the maintained sector and 13% provided by school governing body

Kingsway Children's Centre Reach Area

40% of 5-10 year old Out of School Childcare providers were graded "Good or better" by Ofsted.

In this Children's Centre Reach Area, 100% of Out of School places are provided by the private sector.

Upton Children's Centre Reach Area

79% of 5-10 year old Out of School Childcare providers were graded "Good or better" by Ofsted.

In this Children's Centre Reach Area, 55% of Out of School place are provided by the private and 45% by the voluntary sector.

Warrington Children's Centre Reach Area

57% of 5-10 year old Out of School Childcare providers were graded "Good or better" by Ofsted.

In this Children's Centre Reach Area, 91% of Out of School place are provided by the private and voluntary sectors and 9% by a school governing body.

Halton Lodge Children's Centre Reach Area

58% of 5-10 year old Out of School Childcare providers were graded "Good or better" by Ofsted.

In this Children's Centre Reach Area, 100% of Out of School place are provided by the private sector.

Halton Brook Children's Centre Reach Area

58% of 5-10 year old Out of School Childcare providers were graded "Good or better" by Ofsted.

In this Children's Centre Reach Area, 58% of Out of School places are provided by the voluntary sector and 42% by the private sector.

Brookvale Children's Centre Reach Area

61% of 5-10 year old Out of School Childcare providers were graded "Good or better" by Ofsted.

In this Children's Centre Reach Area, 71% of Out of School places are provided by the private sector, 9% voluntary sector and 20% by a school governing body.

Windmill Hill Children's Centre Reach Area

54% of 5-10 year old Out of School Childcare providers were graded "Good or better" by Ofsted. In this Children's Centre Reach Area, 71% of Out of School places are provided by the private sector and 29% by the voluntary sector.

12.5 11-14 Year olds (or 17 for young people with disabilities) Out of School Childcare

As part of the Childcare Sufficiency Assessment process young people aged 11-17 were surveyed to determine the demand for childcare.

The survey was carried out by Extended Services workers in both Widnes and Runcorn and included young people from Halton's Secondary schools.

The survey indicated that 63% of respondents do not require childcare or extended school activities, with 23% responding that they think that they need childcare or extended services.

When respondents were asked why they did not require childcare, 52% replied "I'm old enough to look after myself" and 39% said that "I go to family and friends".

The survey indicated that young people aged 11-14 do not readily identify with the notion of "childcare", with those respondents claiming to require an after

school activity, listing the following as their preferred activities: rugby; football; basket ball; cricket; swimming; acting and boxing.

12.6 5-10 Year old Holiday Childcare

The assessment of sufficiency of 5-10 year old holiday childcare takes place at the sub-local authority level of Runcorn and Widnes. **The Childcare Sufficiency Assessment found that there is sufficient 5-10 year old Holiday childcare in both Widnes and Runcorn.** To ensure continued sufficiency the 5-10 year old population will need to be monitored annually.

12.7 11-14 Year old (or 17 for young people with disabilities) Holiday Childcare

As part of the Childcare Sufficiency Assessment process young people aged 11-17 were surveyed to determine the demand for childcare.

The survey was carried out by Extended Services workers in both Widnes and Runcorn and included young people from Halton's Secondary schools.

The survey indicated that 49% of respondents do not require childcare or extended school activities, with 23% responding that they think that they need childcare or extended services.

The survey indicated that young people aged 11-14 do not readily identify with the notion of "childcare", with those respondents claiming to require an after school activity, listing the following as their preferred activities: rugby; football; basket ball; cricket; swimming; acting and boxing.



CHILDCARE SUFFICIENCY ASSESSMENT

13.0 GAP ANALYSIS

(Draft) ACTION PLAN 2011

0-2 YEAR OLD CHILDCARE SUFFICIENCY					
	OBJECTIVE	CURRENT POSITION	ACTION REQUIRED	BY WHOM	BY WHEN
1.0	To secure sufficient childcare for 0-2 year olds in the appropriate geographical assessment area i.e. Runcorn and Widnes	The 2011 CSA demonstrates that there is sufficient provision in this age group across both Widnes and Runcorn	To monitor population trends and factors impacting on the demand for formal childcare, to ensure continued sufficiency	CSA Lead Childcare Strategy Officer	April 2012
CHILDCARE SUFFICIENCY - 3 and 4 YEAR OLD WRAPAROUND					
2.0	To secure sufficient wraparound childcare for 3 and 4 year olds in the appropriate geographical assessment area i.e. Runcorn and Widnes	The 2011 CSA demonstrates that there is sufficient provision in this age group across both Widnes and Runcorn	To monitor population trends and factors impacting on the demand for formal childcare, to ensure continued sufficiency	CSA Lead Childcare Strategy Officer	April 2012

CHILDCARE SUFFICIENCY - 3 and 4 YEAR OLD FREE ENTITLEMENT - continued

	OBJECTIVE	CURRENT POSITION	ACTION REQUIRED	BY WHOM	BY WHEN
3.0	To secure sufficient Free Entitlement childcare for 3 and 4 year olds in the appropriate geographical assessment area i.e. Children's Centre Reach Area	The 2011 CSA demonstrates that there is sufficient provision of this type of childcare in 6 of the 8 Children's Centre Reach Areas	Continue to monitor population trends and factors impacting on the demand for formal childcare, to ensure continued sufficiency	CSA Lead Childcare Strategy Officer	April 2012
3.1		Insufficiency in the Kingsway Children's Centre Reach Area relates to the lack of places offering the full 15 hours of free entitlement per week. Sufficiency would be achieved if all providers in the reach area offered the full entitlement.	Work with childcare providers in the reach area to overcome potential barriers to offering the full 15 hours entitlement.	CSA Lead Childcare Strategy Officer Divisional Manager Learning & Development 0-11	September 2011
3.2		There is insufficiency in the Upton Children's Centre Reach Area	Work with existing childcare providers to investigate the feasibility of expanding free entitlement places Establish Accredited Childminder Network, to allow childminders in the reach area to deliver the free entitlement	CSA Lead Childcare Strategy Officer Childminder Development Officers	September 2011 April 2011

CHILDCARE SUFFICIENCY - 3 and 4 YEAR OLD FREE ENTITLEMENT - continued

	OBJECTIVE	CURRENT POSITION	ACTION REQUIRED	BY WHOM	BY WHEN
3.3	To secure sufficient Free Entitlement childcare for the most vulnerable 2 year olds, as defined by DfE guidelines	<p>The 2011 CSA demonstrates that there is sufficient provision of this type of childcare across all Children's Centre Reach Areas</p> <p>From April 2012 the number of Free Entitlement places required will increase in line with Government policy. The place requirements will further increase in April 2013</p>	<p>Continue to monitor population trends and factors impacting on the demand for formal childcare, to ensure continued sufficiency</p> <p>Carry out Quality Audits with childcare providers to increase the supply of providers able to offer the Free Entitlement</p> <p>Establish Accredited Childminder Network, to allow childminders in the reach area to deliver the free entitlement</p> <p>Investigate capital funding sources to expand capacity in line with increased demand</p>	<p>CSA Lead</p> <p>Childcare Strategy Officer</p> <p>Development Officer (2 year old project)</p> <p>Childcare Support Officer</p> <p>Childminder Development Officers</p> <p>Capital Development Officer</p>	<p>April 2012</p> <p>September 2011</p> <p>April 2011</p> <p>April 2012</p>

CHILDCARE SUFFICIENCY – 5-10 YEAR OLD OUT OF SCHOOL PLACES

	OBJECTIVE	CURRENT POSITION	ACTION REQUIRED	BY WHOM	BY WHEN
4.0	To secure sufficient Out of School childcare for 5-10 year olds in the appropriate geographical assessment area i.e. Children’s Centre Reach Area	The 2011 CSA demonstrates that there is sufficient provision of this type of childcare in 2 of the 8 Children’s Centre Reach Areas	In the 2 Reach Areas with sufficient provision, continue to monitor population trends and factors impacting on the demand for formal childcare, to ensure continued sufficiency	CSA Lead Childcare Strategy Officer	April 2012
4.1		There is insufficient 5-10 year old Out of School provision in the Ditton, Kingsway, Upton, Halton Lodge, Halton Brook and Windmill Hill Children’s Centre Reach Areas.	Work with childcare providers to further develop existing transport arrangements to ensure a greater balance of supply and demand across the authority	Childcare Strategy Officer OSC Network	September 2011
4.2			Work with existing childcare providers to develop additional capacity where appropriate	Childcare Strategy Officer OSC Network	April 2012
4.3			Develop cross-border working to encourage childcare providers adjacent to Halton to satisfy any unmet demand	Childcare Strategy Officer	September 2011

CHILDCARE SUFFICIENCY – 5-10 YEAR OLD HOLIDAY PLACES

	OBJECTIVE	CURRENT POSITION	ACTION REQUIRED	BY WHOM	BY WHEN
5.0	To secure sufficient Holiday childcare places for 5-10 year olds in the appropriate geographical assessment area i.e. Runcorn and Widnes	The 2011 CSA demonstrates that there is sufficient provision of this type of childcare in this age group across both Widnes and Runcorn	To monitor population trends and factors impacting on the demand for formal childcare, to ensure continued sufficiency	CSA Lead Childcare Strategy Officer	April 2012

CHILDCARE SUFFICIENCY – 11-14 YEAR OLD OUT OF SCHOOL & HOLIDAY PROVISION

6.0	To secure sufficient Out of School and Holiday childcare places for 11-14 year olds in the appropriate geographical assessment area i.e. Runcorn and Widnes	There is very little supply of formal childcare in this age group. However, in Halton we have worked closely with Extended Services colleagues to map services delivered from Secondary Schools that “function as” childcare.	To monitor the factors that impact on the supply and demand for this type of childcare in this age group	CSA Lead Childcare Strategy Officer	April 2012
		Parent and Carer survey indicated that parents of young people in this age group considered their children “old enough to look after themselves” This is supported by the views of young people themselves in the Childcare survey (11-17) 2010	To work with existing providers to enable them to provide childcare for this age group if required.	Childcare Strategy Officer	September 2011
			To work with youth services to promote age specific activities to function as childcare.	Information & Advices Officer FIS Youth Service Connexions Extended Services	September 2011

CHILDCARE SUFFICIENCY – CHILDCARE FOR CHILDREN WITH DISABILITIES

	OBJECTIVE	CURRENT POSITION	ACTION REQUIRED	BY WHOM	BY WHEN
7.0	To secure sufficient childcare places for children aged 0-17 year olds with a disability	All childcare providers in Halton have in place Inclusion Policies that detail the level of care they offer to meet the needs of all children	Continue to monitor inclusiveness of the Halton childcare market	Childcare Strategy Officer	April 2012
7.1	Provide disability awareness training to all childcare providers in Halton to ensure that provision is able to meet the needs of disabled children		Arrange the delivery of training courses for childcare providers	Aiming High for DC Lead Outreach Inclusion Coordinator Consultant Teachers	March 2011 March 2011 March 2011
7.2	Increase the awareness of parents of children with disabilities to the availability and appropriateness of local childcare provision	Halton FIS staff have taken part in joint Disability Awareness training with Aiming High for Disabled Children staff and Warrington DCATCH Team	FIS to develop and produce promotional materials to inform the parents of disabled children of the available childcare options	Halton FIS	March 2011

DRAFT

14.0

GLOSSARY OF TERMS AND DEFINITIONS

ABBREVIATION	DEFINITION
CA	Childcare Act 2006
CM	Childminder
CSA	Childcare Sufficiency Assessment
CTC	Child Tax Credits
DCATCH	Disabled Children's Access into Childcare
DCSF	Department for Children, Schools and Families
DfE	Department for Education
DLA	Disability Living Allowance
DN	Day Nursery
EAU	Economically Active Unemployed
EYQISP	Early Years Quality Improvement Support Programme
FIS	Families Information Service
FTE	Full Time Equivalent
IMD	Index of Multiple Deprivation
LA	Local Authority
LLTI	Limiting Long-term Illness
NC	Nursery Class
NS	Nursery School
Ofsted	Office for Standards in Education
ONS	Office of National Statistics
OPM	Office of Public Management Limited
OSC	Out of School Club
PCT	Primary Care Trust
PS	Pre-school
RAG	Red, Amber, Green ratings
WTC	Working Tax Credits

Definition of 'Reach' Area

A Reach Area is a number of wards based around a Children's Centre that is meaningful and accessible to local parents.

Definition of a Disabled Child (for the purpose of this document)

Numbers of children with disabilities based on 3% of age cohort, this is higher than the Aiming High for Disabled Children definition, but less than the measure in the Halton Children and Young People's Plan.